

130-174 ALTO®

MANSFIELD®

Round Front, Vitreous China, Two-Piece Toilet

FEATURES

- 3-bolt SmartFasten™ tank-to-bowl connection
- 1.6 gpf / 6.0 lpf low water consumption
- Round front bowl
- 2" flapper flush valve
- Fluidmaster® anti-siphon pilot fill valve
- 12" rough-in
- Lined tank for reduced condensation
- Model 31 color-match, plastic trip lever
- 2" glazed trapway
- The Mansfield® Limited Lifetime Warranty
- Available in White




MODEL 130-174

Toilet seat not included



ROUND

COMPONENTS

MODEL #	DESCRIPTION	CODES/STANDARDS
130-174	Round front, two-piece toilet	
130	Round front, toilet bowl only. Less toilet seat. Specify color.	
174	Tank and cover only with left hand, front-mount, color-match, plastic trip lever. Fluidmaster® anti-siphon pilot fill valve, 2" flapper and tank liner. Less supply.	
TANK TRIM & REPLACEMENT PARTS		
31	Trip lever - color-match, plastic trip lever, left hand	
203A	2" Flapper flush valve	
400A	Fluidmaster® anti-siphon pilot fill valve	
2206	Anti-siphon pilot fill valve (compatible replacement)	
630-0173	2" Replacement flapper kit	
160-LID	Tank lid	




130-174 ALTO®



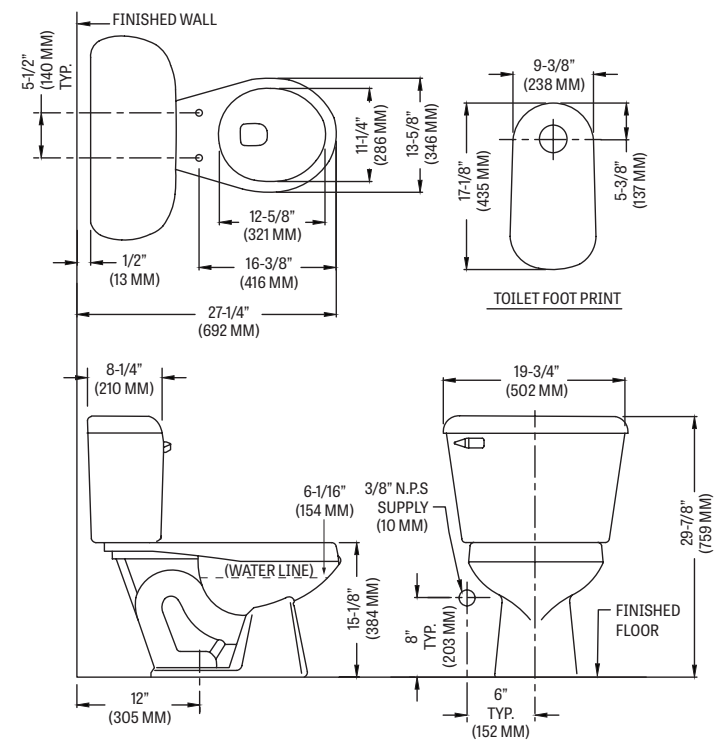
Round Front, Vitreous China, Two-Piece Toilet

SPECIFICATIONS

MODEL #	DESCRIPTION	CODES/STANDARDS
130-174	Round front (1.6 gpf / 6.0 lpf) two-piece toilet	

MATERIAL	Vitreous China
WATER PRESSURE RANGE	20 to 80 PSI
FLUSH SYSTEM	2" Flapper flush valve
WATER USAGE	1.6 gpf / 6.0 lpf
WATER SURFACE AREA	8' X 9'
ROUGH-IN	12"
MAP RATING	800 grams

TRAP DIAMETER	2'
TRAP SEAL	2-5/8'
SHIPPING WEIGHT	Model 130 - 46 lbs. (21 kg) Model 174 - 34 lbs. (15 kg)
WARRANTY	Vitreous China - Limited Lifetime Tank Trim - Limited One Year

TANK OPTIONS	TECHNICAL INFORMATION																												
	Note: these dimensions are nominal and subject to change without notice.																												
<table border="1"> <tbody> <tr> <td>160</td> <td>Standard 1.6 gpf configuration: 2" flush tower, anti-siphon ballcock, left hand, chrome trip lever.</td> </tr> <tr> <td>160RH</td> <td>Variation of model 160, with right hand trip lever.</td> </tr> <tr> <td>161</td> <td>Variation of model 160, with Fluidmaster® anti-siphon pilot fill valve.</td> </tr> <tr> <td>165</td> <td>Variation of model 160, with cover lock.</td> </tr> <tr> <td>170</td> <td>Variation of model 160, with tank liner.</td> </tr> <tr> <td>172</td> <td>Variation of model 160, with Fluidmaster® anti-siphon pilot fill valve, 2" flapper and chrome trip lever.</td> </tr> <tr> <td>173</td> <td>Variation of model 160, with Fluidmaster® anti-siphon pilot fill valve, 2" flapper and color-match trip lever.</td> </tr> <tr> <td>173RH</td> <td>Variation of model 173, with right hand trip lever.</td> </tr> <tr> <td>174</td> <td>Variation of model 173, with tank liner.</td> </tr> <tr> <td>175</td> <td>Variation of model 160, with cover lock and tank liner.</td> </tr> <tr> <td>180</td> <td>Variation of model 160, with color-match trip lever.</td> </tr> <tr> <td>181</td> <td>Variation of model 160, with Fluidmaster® anti-siphon pilot fill valve and color-match trip lever.</td> </tr> <tr> <td>190</td> <td>Variation of model 160, with color-match trip lever and tank liner.</td> </tr> <tr> <td>125</td> <td>Variation of model 160, with 14" rough-in.</td> </tr> </tbody> </table>	160	Standard 1.6 gpf configuration: 2" flush tower, anti-siphon ballcock, left hand, chrome trip lever.	160RH	Variation of model 160, with right hand trip lever.	161	Variation of model 160, with Fluidmaster® anti-siphon pilot fill valve.	165	Variation of model 160, with cover lock.	170	Variation of model 160, with tank liner.	172	Variation of model 160, with Fluidmaster® anti-siphon pilot fill valve, 2" flapper and chrome trip lever.	173	Variation of model 160, with Fluidmaster® anti-siphon pilot fill valve, 2" flapper and color-match trip lever.	173RH	Variation of model 173, with right hand trip lever.	174	Variation of model 173, with tank liner.	175	Variation of model 160, with cover lock and tank liner.	180	Variation of model 160, with color-match trip lever.	181	Variation of model 160, with Fluidmaster® anti-siphon pilot fill valve and color-match trip lever.	190	Variation of model 160, with color-match trip lever and tank liner.	125	Variation of model 160, with 14" rough-in.	
160	Standard 1.6 gpf configuration: 2" flush tower, anti-siphon ballcock, left hand, chrome trip lever.																												
160RH	Variation of model 160, with right hand trip lever.																												
161	Variation of model 160, with Fluidmaster® anti-siphon pilot fill valve.																												
165	Variation of model 160, with cover lock.																												
170	Variation of model 160, with tank liner.																												
172	Variation of model 160, with Fluidmaster® anti-siphon pilot fill valve, 2" flapper and chrome trip lever.																												
173	Variation of model 160, with Fluidmaster® anti-siphon pilot fill valve, 2" flapper and color-match trip lever.																												
173RH	Variation of model 173, with right hand trip lever.																												
174	Variation of model 173, with tank liner.																												
175	Variation of model 160, with cover lock and tank liner.																												
180	Variation of model 160, with color-match trip lever.																												
181	Variation of model 160, with Fluidmaster® anti-siphon pilot fill valve and color-match trip lever.																												
190	Variation of model 160, with color-match trip lever and tank liner.																												
125	Variation of model 160, with 14" rough-in.																												



Fixture performance and specifications meet or exceed ASME A112.19.2/CSA B45.1 standards, and other state and local codes.